

**44**  
**44DS**

  
h44

Deck Salon Version



## The Hunter 44 Series: Have It Your Way!

Hunter caters to your lifestyle! Choose from the Hunter 44 Aft Cockpit (AC) or the Hunter 44 Deck Salon (DS), each offering spacious accommodations generally seen only on much larger sailing vessels. The Glenn Henderson-designed hull sports a unique “bow hollow” at the stern – creating a longer waterline for increased lift and speed. The underbody aft also has a stern reflect for a flatter exit, resulting in enhanced stability and reduced wake characteristics. Your choice of a fin or a shoal keel allows you to customize your sailing experience even more.




Abundant cockpit seating makes cruising and entertaining truly comfortable aboard either of the Hunter 44 models.

The innovative cockpit arch provides a safe place for the traveler and makes a perfect mounting point for a bimini.

The walk-through transom allows for easy boarding and fast line handling.

Aft Cockpit Version



## Luxury Living Is Yours

Both the 44 AC and 44 DS offer the same elegant and extremely comfortable living space, with the key difference between the models being the expanded lighting, panoramic views and increased headroom afforded by the raised roofline of the deck salon version. Both yachts feature swing-out companionway doors to the interior, upholstered salon settees and a high-gloss dinette table big enough to serve the whole crew. A stainless steel refrigerator/freezer highlights the galley. A master stateroom with queen berth, forward guest cabin with V-berth and two separate heads round out this inviting interior.



## Key Highlights

- 1 The aft master suite has hanging lockers and deep drawers for extended cruising.
- 2 The galley has dual stainless steel sinks, a clever slide-out pantry and a custom backsplash.
- 3 The welcoming guest cabin forward boasts a double V-berth and stowage.
- 4 Swing-out doors allow for easy access into the salon. An extensive navigation station and convenient head lie to starboard, while there is room portside to entertain the entire crew.



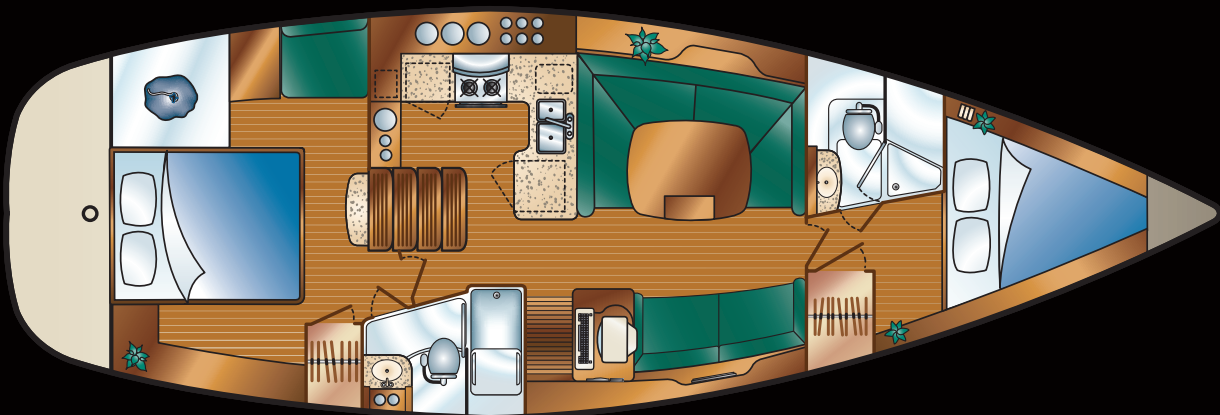
- 5 The forward guest stateroom has a private head with shower.
- 6 The raised deck salon brings light and ventilation into the boat's interior.
- 7 Smartly located rope clutches, self-tailing winches and line stowage keep the 44's cockpit clear and safe.
- 8 Just forward of the master stateroom, a second head has dual entrances and a shower.



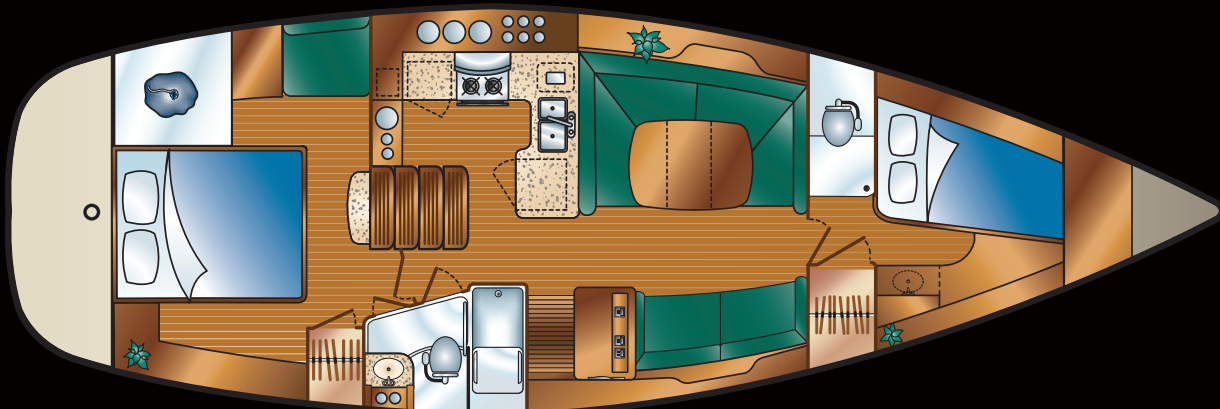
## Specifications

Length Overall . . . . .	43'2 1/2"	(13.17 m)	I . . . . .	47'11"	(14.61 m)
Hull Length . . . . .	42'1"	(12.83 m)	J . . . . .	14'8"	(4.47 m)
Waterline Length . . . . .	39'2"	(11.94 m)	P . . . . .		
Beam . . . . .	14'6"	(4.39 m)	Standard . . . . .	46'6"	(14.17 m)
Draft . . . . .			Furling . . . . .	50'0"	(15.24 m)
Shoal . . . . .	5'0"	(1.53 m)	E . . . . .		
Deep . . . . .	6'6"	(1.98 m)	Standard . . . . .	20'9"	(6.32 m)
Displacement . . . . .	22,936 lb. (10,404 kg)		Furling . . . . .	20'10"	(6.35 m)
Ballast . . . . .			Headroom . . . . .		
Shoal . . . . .	7,389 lb. (3,355 kg)		Aft Cockpit . . . . .	6'6"	(1.98 m)
Deep . . . . .	7,237 lb. (3,286 kg)		Deck Salon . . . . .	7'0"	(2.16 m)
Mast Height (from waterline)			Fuel Capacity . . . . .	51 gal.	(193 L)
Standard . . . . .	57'4"	(17.48 m)	Water Capacity . . . . .	140 gal.	(530 L)
Furling . . . . .	60'8"	(18.49 m)	Holding Tank Capacity . . . . .	45 gal.	(170 L)
Sail Area . . . . .			Water Heater . . . . .	11 gal.	(42 L)
Standard . . . . .	962 sq. ft. (89.37 sq. m)		Inboard Engine . . . . .	54 hp (39.6 kW)	
Furling . . . . .	883 sq. ft. (82.03 sq. m)		CE Category . . . . .	A	

All measurements are approximate



Standard V-Berth Layout



Optional Pullman Layout

# Standard and Optional Equipment

## RIGGING

Boom Vang  
Dual Single-Line Reefing Led Aft  
110% Furling Jib w/Acrylic Sun Cover  
Harken® Ball Bearing Mainsheet Traveler System  
Internal Halyards Led to Cockpit  
Large Roach Main w/Flaking System  
Mast Struts  
Sail Cover  
Selden® Anodized B&R Double Spreader Fractional Rig  
(8) Sheet Stoppers  
(2) Two-Speed Lewmar® Self-Tailing Jib Sheet Winches  
(2) Two-Speed Lewmar® Self-Tailing Rigging Winches  
(2) Winch Handles

## DECK/HULL

Antimonial Lead Keel  
Balsa-Cored Hull Sides  
Bronze Through-Hull Fittings Below Waterline  
Balanced Spade Rudder  
Deep Anchor Well For Rode and Chain w/Latched Cover  
Dockside Fresh Water Hookup  
Double Lifelines w/Three Gates  
Electric Anchor Windlass  
HKT Kevlar® Hull Reinforcement  
Hot/Cold Pressure Transom Shower  
MAXGUARD® Gelcoats for UV Protection  
Molded-In Gray Nonskid Walking Surfaces  
(2) Offset Anchor Rollers  
(5) Opening Deck Hatches w/Screens  
360-Degree Rubrail w/Stainless Steel Insert  
Solid Fiberglass Bottom and Structural Grid Reinforcement  
Stainless Steel Cabin Handrails  
(2) Stainless Steel Midship and Mooring Cleats  
Swim Platform w/Stainless Steel Telescoping Ladder

## COCKPIT

(4) Cockpit and Transom Storage Lockers, Plus Extra Large Port Side "Mega Locker"  
Halyard Tail Storage Wells  
High-Volume Manual Bilge Pump  
Integral Cockpit Grabrail and Fold-Out Table  
Lewmar® Direct Drive Steering System (includes single-lever engine control, wheel brake, lighted compass and stainless steel wheel guard)  
Stainless Steel Cockpit Arch w/Harken® Mainsheet Traveler System  
(2) Stern Pulpit Seats w/Drink Holders

## FORWARD CABIN

Cedar-Lined Hanging Locker and Cabinet w/Shelves  
(2) Chrome Reading Lights  
Double Berth w/Innerspring Mattress and Bedding Package  
6'3" Headroom  
Private Head w/Shower

## MAIN HEAD

(2) Access Doors  
Adjustable Shower Head  
GFI Outlet  
(2) Frosted, Opening Ports  
Mini Deck Hatch  
Stall Shower w/Poodle Tub and Adjustable Shower Head  
Vanity w/Corian® Countertop

## SALON

Convertible Dinette/Double Berth  
Courtesy Floor Lighting  
Deluxe Cushion/Fabric Package  
Designer Curtains  
Everwear® Laminate Sole

Forward Opening Deck Hatch  
Gloss-Finish Teak Woodwork  
6'6" Headroom  
Navigation Station  
(6) Opening Ports w/Screens  
(3) 110-Volt Outlets  
Overhead Fluorescent Lighting  
(4) Oversize Fixed Parts  
12-Volt Receptacle  
Removable Dinette Table Leaf  
Supreme Shade Package  
(2) Windshield Fixed Ports

## AFT CABIN

Bedding Package  
Bookshelf Library  
Cabinet  
Cedar-Lined Hanging Locker  
(3) Chrome Reading Lights  
Fluorescent Area Lighting  
Lounge Chair  
(5) Opening Ports/Hatches w/Screens  
(2) 110-Volt Outlets  
Padded Headboard  
Private Entrance to Head  
Queen Centerline Berth w/Innerspring Mattress  
12-Volt Receptacle  
Vanity w/Corian® Countertop and Mirror

## GALLEY

Corian® Countertops  
Custom Six-Setting Dish Package w/Lighted, Self-Draining Storage Cabinet  
Deck Hatch  
Direct Overhead Fluorescent Lighting  
Double Stainless Steel Sinks w/Cutting Board  
Front-Opening, Stainless Steel Freezer  
Front-Opening, Stainless Steel Refrigerator  
Gimballed, Two-Burner LPG Stove w/Oven  
In-Counter Waste Bin  
Large Pantry w/Shelving  
Microwave  
Opening Port  
110-Volt Outlet  
(3) Storage Cabinets  
Three-Shelf Spice Rack  
Under-Sole Storage Bin  
Upgraded Chrome Multi-Function Faucet

## SYSTEMS/ELECTRONICS

AC/DC Switch Panel  
80-Amp Alternator  
Automatic Bilge Pump  
50-Amp Battery Charger  
(2) 12-Volt Battery Switches  
Cable TV Jacks  
Companionway Key Latch Locks  
(2) Dockside Power Connectors w/Cords  
11-Gallon Electric Water Heater  
Engine Panel w/Alarm  
Flat-Panel TV w/DVD-Player  
Isolation Transformer  
LPG System (includes vented compartment w/tank and electric solenoid switch)  
Raymarine® ST60 Knot Meter/Depth Sounder  
Tank Gauges for Fuel, Water and Waste  
(2) Shower Sump Pumps  
USCG Navigation Lights  
VHF Radio w/Antenna  
Waste Holding Tank w/Macerator Pump  
X-Change-R® Oil Change System  
54-Hp Yanmar® Diesel Auxiliary Engine w/Three-Blade Propeller

## GENERAL SAFETY GROUP

- Air Horn
- Anchor and Line

Automatic Engine Room Fire Extinguishing System  
Carbon Monoxide and Smoke Detectors  
Chapman's *Piloting, Seamanship and Small Boat Handling*  
Emergency Tiller  
• (2) Fire Extinguishers  
Fog Bell  
GFI Receptacles  
• Hand-Held Flares  
High Bilge Water Alarm and Pump  
• (6) Life Jackets  
• Not Included On CE Boats

## OPTIONS

Air Conditioning  
AM/FM Stereo w/Cockpit Arch Speakers  
AM/FM Stereo w/Speakers (in either stateroom)  
Awlgrip® Hull Paint  
Bimini Top  
Bose® 3.2.1® AM/FM/CD/DVD Entertainment System w/Sharp® Flat-Panel TV  
Bottom Paint  
Bow Thruster  
Canvas Dodger  
Cockpit Cushions  
Deep Keel  
Dynaplate® Grounding System  
Electric Halyard Winch  
Epoxy Barrier Coat  
Extended Wheel Guard w/Large Instrument Pod  
Flat-Panel TV w/DVD-Player (in either stateroom)  
Freezer  
Furling Boom  
Generator  
Icemaker  
Inverter  
In-Mast Furling  
In-Mast Furling w/Vertical Battens  
Quiet-Flush Head System  
Range Hood w/Light and Fan  
Raymarine® 7000+ Autopilot  
Raymarine® C80 GPS/Chart Plotter  
Raymarine® C80 GPS/Chart Plotter w/Radar  
Raymarine® C120 GPS/Chart Plotter  
Raymarine® C120 GPS/Chart Plotter w/Radar  
Raymarine® E80 and 120 GPS/Chart Plotters  
Raymarine® E80 and 120 GPS/Chart Plotters w/Radar  
Raymarine® ST60 Wind Machine  
Raymarine® ST290 Package  
Removable Dinette Table Leaf  
Solid Boom Vang (standard on in-mast furling)  
SIRIUS® Receiver and Antenna  
Spare Rudder  
Supreme Shade Package  
Three-Burner LPG Stove w/Oven (replaces standard two-burner stove)  
VHF Remote MIC at Helm  
Washer/Dryer  
Watermaker  
42" Wheel

## MARINER PACKAGE

Bose® 3.2.1® AM/FM/CD/DVD Entertainment System w/Sharp® Flat-Panel TV  
Dinette Table w/Hinged Leaf  
Electric Halyard Winch  
40" Folding Wheel  
Freezer  
In-Mast Furling System  
Inverter  
Oceanair® Shade Package  
Raymarine® ST60 Wind Machine  
Three-Burner, Gimballed LPG Stove w/Oven (replaces standard two-burner stove)